

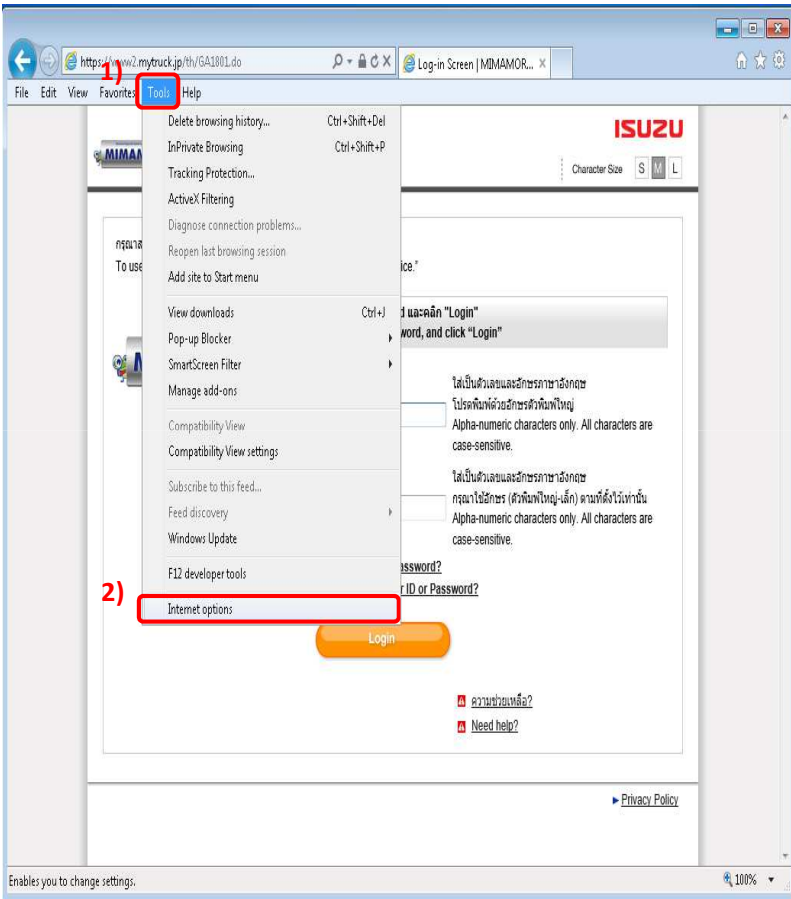
[Procedure for disabling SSL 3.0, and then enabling TLS 1.0, TLS 1.1, and TLS 1.2 on Internet Explorer]

MIMAMORI service is currently supporting SSLv3 and TLS communication as encrypted communication through Browser. For above encrypted communication, old type of SSLv3 communication might have the risk that the customer's information might be intercepted. Therefore, we will implement the operation to shutdown SSLv3 communication and allow TLS communication only for MIMAMORI service.

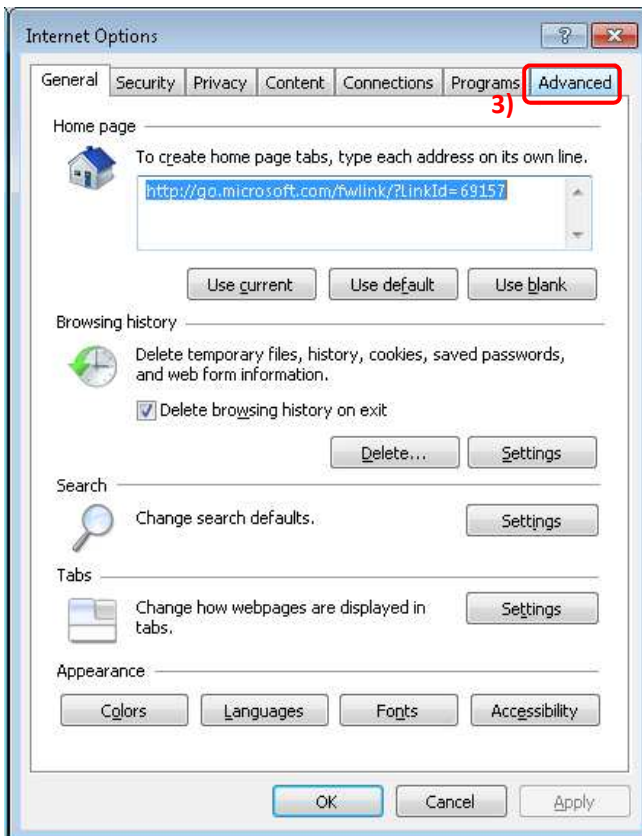
In case you have trouble in accessing to MIMAMORI website from Feb 2015 onwards, please kindly follow below instruction.

How to change the setting from Internet Options

- 1) Select [Tools] from [Menu Bar]
- 2) Select [Internet Options]

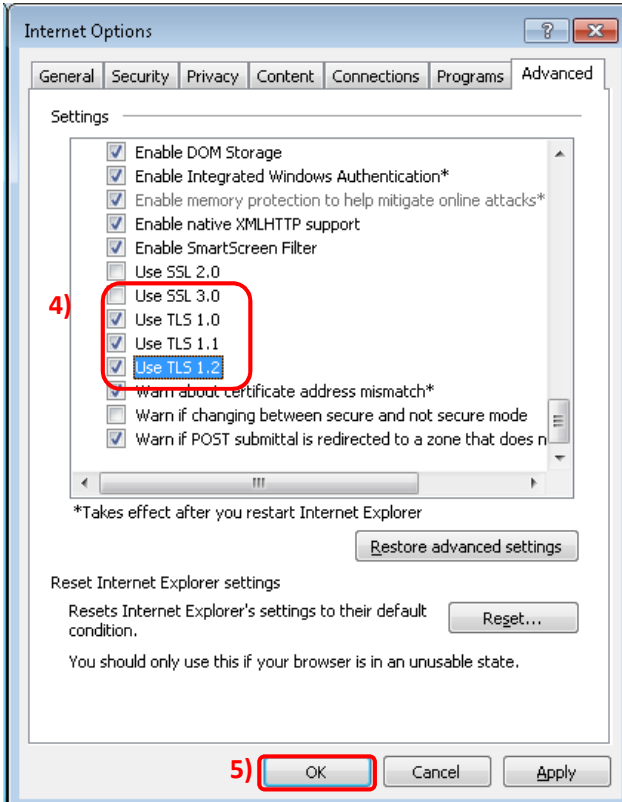


3) Click [Advanced] tab on the [Internet Options] dialog box



4) For [Security] category, remove the check mark for [Use SSL 3.0] and then tick the checkbox for [Use TLS 1.0], [Use TLS 1.1], and [Use TLS 1.2]

5) Click [OK]



6) Close and restart Internet Explorer.

7) Please check if you can access MIMAMORI Online Service "<https://www.mytruck.jp/th/>"

**** From Mid-February, if a user access MIMAMORI Service via SSLv3 communication, "Internet Explorer cannot display the webpage" will be displayed. If this screen is displayed, please double check the settings of the above step 4).**

